See Notes Sheet E1

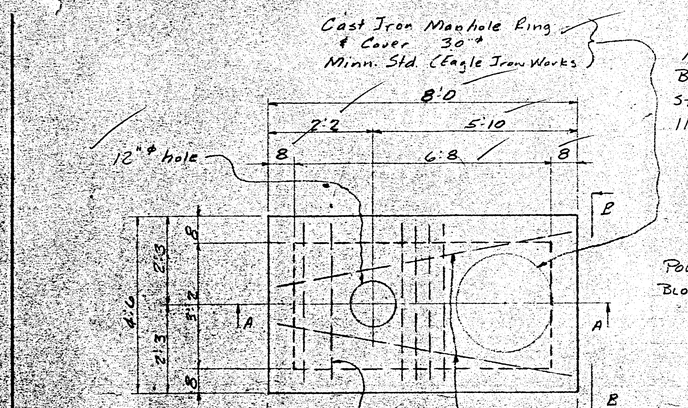

PLAN VIEW



PIPING DIAGRAM

ALL MATL & LABOR FOR PIPING SHOWN BY FOUNDATION SUB-CONTRACTOR

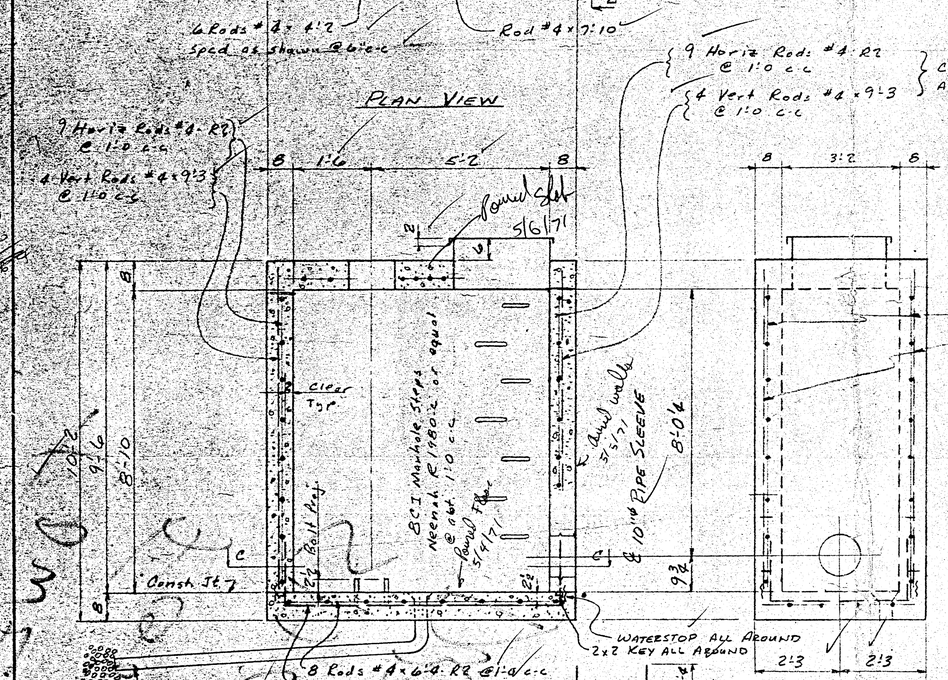

SECTION A-A

3'-8 o.o	R2
7'-2 o.o	R3

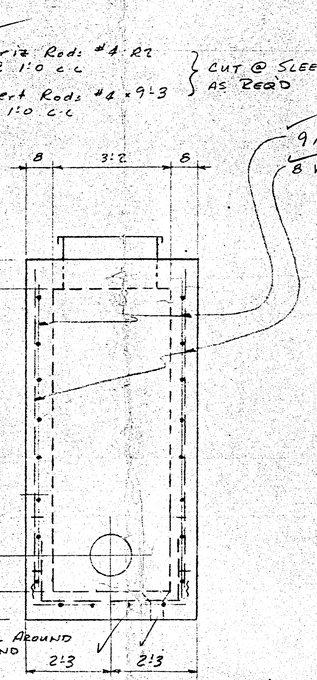

VIEW B-B

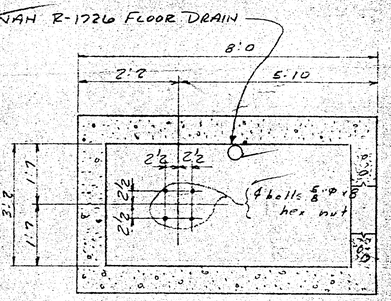

VIEW C-C

MILLS ENGINEERING CO.
LONG LAKE, MINN.

APPROVED AS CORRECTED
SUBJECT TO CONTRACT REQUIREMENTS
BY LJ DATE 12/9/70

PITTSBURGH-DES MOINES STEEL CO.
ENGINEERS-FABRICATORS-CONTRACTORS
PITTSBURGH, PA. • WARREN, PA. • BRISTOL, PA. • BALTIMORE, MD.
BIRMINGHAM, ALA. • DES MOINES, IOWA • PROVO, UTAH
STOCKTON, CALIF. • SANTA CLARA, CALIF. • FRESNO, CALIF.

200M GAL ELEVATED TANK
DRONG MAIN
VALVE PIT

	BY	DATE
DRAWN	Q	11-25-70
CHECKED	RB	11-30-70

DRAWING NO. E2
CONTRACT NO. 20-683
BILL PAGE

RIVETS
SHOP ASSEMBLE AND MATCHMARK Yes ☐ NO ☐
FOR MATCHMARK DIAGRAM SEE SHEET
HOLES FOR FIELD CONNECTIONS
PAINT CONTACT SURFACES YES ☐ NO ☐
GRIT BLAST YES ☐ NO ☐
SHOP PAINT

NO.	DATE	DESCRIPTION OF REVISION

DISTRIBUTION OF: APPL. | CONTR. | SHOP | PURCH. | SCH. | ENGR. | PRINTS

DRAWINGS PREPARED AT PM

ABCDEFGHKLMNPRSTVWXYZ